



**Chain, looking from the top.**






**Chain, looking from the underneath**





**Chain, looking straight on**




**Foundation row: working into front and back loop  
(insert hook from bottom to top)**





**Foundation row: working into front and back loop**






**Foundation row: working into back loop only**



**Foundation row: working into back loop only  
...much looser**





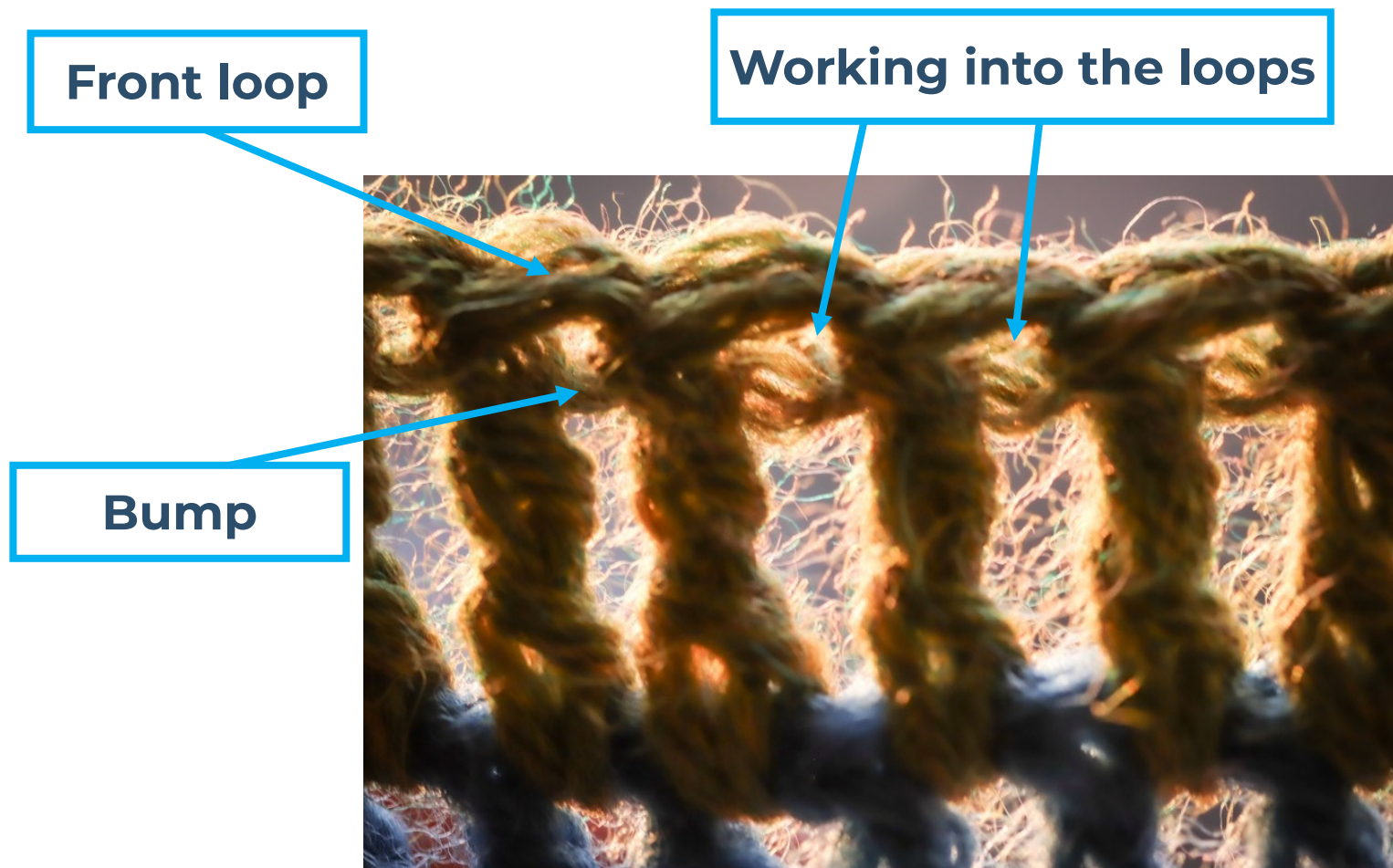
**Foundation row: working into front loop only  
...you end up seeing the underneath of the chain**






**Foundation row: working into front loop only  
...and it's a bit scrappy**





**Beyond the foundation row, you work into front and back loops.**






**Working into the front and back loops**




**Working into the space**

**Working into the loops**



**Working into the loops can look messy. Instead the pattern might specify working into the space. Eg granny square**



**Heights of crochet stitch**



## **Heights of crochet stitch**


The turning chain is worked at the end of a row to bring the start of the new row up to the correct height.

Double crochet = 1 turning chain

Half treble crochet = 2 turning chain

Treble crochet = 3 turning chain

Double treble crochet = 4 turning chain




**The stitch includes the height plus the chain on the top  
going in the direction of work**




# Stitch symbols


 double crochet (dc)


 reverse double crochet


 2 double crochet in 1 stitch

 chain (ch)

 slip stitch (sl st)


 front loop double crochet (FLdc)


 back loop double crochet (BLdc)

 half treble crochet (htr)

 treble crochet (tr)


 double treble crochet (dtr)

 picot


 5 treble crochet popcorn

 5 treble crochet cluster (bobble)

 treble crochet two together (tr2tog)


 treble crochet three together (tr3tog)


 5 treble crochet shell

 4 half treble crochet (htr) puff


 front post treble crochet (FPtr)

 back post treble crochet (BPtr)

 double crochet spike

 Tunisian simple stitch


## Example chart





## Example chart









<http://www.vjazanie-izuchkom>

